




Pages '08

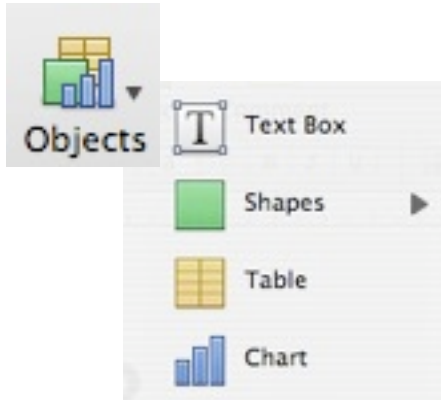


http://manuals.info.apple.com/en/iWork_08_Getting_Started.pdf



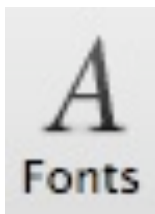
The Media tools make your music, photos, and movies available to easily drag and drop into your Pages document.

Demo



The Objects tool provides several types of objects to design your document the way you want it to look.

Demo



With the Fonts tool you can adjust font type, size, color, shadow, underscore, strike-through, etc.

Demo

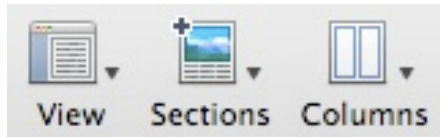
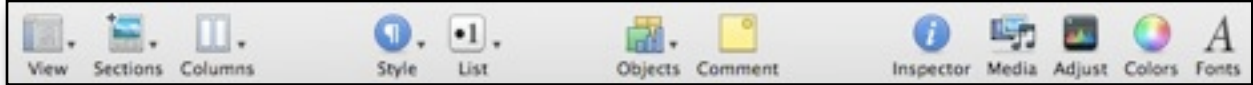


Fine tune your entire Pages project with the Inspector. Adjust document, layout, wrap, text, graphics, metrics, tables, charts, links, and Quicktime media.

Demo



Pages '08



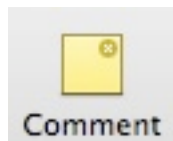
View specific elements of Pages.
Add a new section to your document.
Change the number of columns of text.

Demo



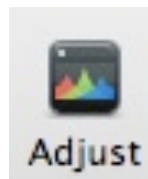
Select a paragraph and/or list style.

No demo.



Comments are added to help edit a document.

Demo



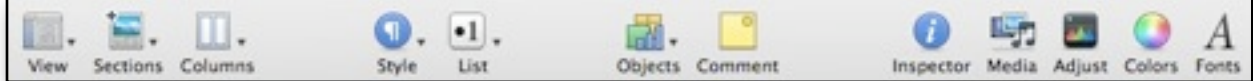
Images can be adjusted for a variety of values.

Demo

<http://www.apple.com/iwork/tutorials/>
<http://www.apple.com/support/pages/hottips/>



Pages '08



<http://www.apple.com/support/pages/shortcuts/>

Moving around within a document

Action	Shortcut
Move one character to the left	Left Arrow
Move one character to the right	Right Arrow
Move to the line above	Up Arrow
Move to the line below	Down Arrow
Move to the beginning of current or previous word	Option-Left Arrow
Move to the end of current or next word	Option-Right Arrow
Move to the beginning of the current line	Command-Left Arrow
Move to the end of the current line	Command-Right Arrow
Move to the beginning of the current paragraph	Option-Up Arrow
Move to the end of the current paragraph	Option-Down Arrow
Scroll to the beginning of the document	Home
Move to the beginning of the document	Command-Up Arrow
Scroll to the end of the document	End
Move to the end of the document	Command-Down Arrow



Pages '08



<http://www.apple.com/support/pages/shortcuts/>

Selecting text

Action

Shortcut

Select one or more characters

Click in front of the first character and drag across the characters you want to select

Select a word

Double-click the word

Select a paragraph

Triple-click in the paragraph

Select all inline text and objects

Command-A

Deselect all inline text and objects

Shift-Command-A

Extend text selection

Click in the text, then Shift-click in another location in the text

Extend selection one character to the right

Shift-Right Arrow

Extend selection one character to the left

Shift-Left Arrow

Extend selection to end of current word

Shift-Option-Right Arrow

Extend selection to beginning of current word

Shift-Option-Left Arrow

Extend selection to end of current line

Shift-Command-Left Arrow

Extend selection to beginning of current line

Shift-Command-Left Arrow

Extend selection to the line above

Shift-Up Arrow

Extend selection to the line below

Shift-Down Arrow

Extend selection to beginning of the current paragraph

Shift-Option-Up Arrow

Extend selection to end of the current paragraph

Shift-Option-Down Arrow

Extend selection to end of text

Shift-Command-Down Arrow or Shift-End

Extend selection to beginning of text

Shift-Command-Up Arrow or Shift-Home

Select multiple words or blocks of text that are not next to each other

Select the first text you want, and then select additional text while holding down the Command key



Pages '08

- Template driven
- Menu bar
- Icons of tools
- Sample ideas
- Tutorial Videos, Hot Tips, and Manuals

<http://www.apple.com/iwork/tutorials/>

<http://www.apple.com/support/pages/hottips/>

http://manuals.info.apple.com/en/iWork_08_Getting_Started.pdf

http://manuals.info.apple.com/en/Pages08_UserGuide.pdf